



COMPANY NAME

DECEMBER 2019 AND YTD SALES

Current Monthly Report	# of Bookings	Total	Average Cost Per Booking
Air	3	\$1,054.20	\$351.40
Hotel	1	\$229.00	\$229.00
Car	4	\$331.09	\$82.77
Rail	0	\$0.00	\$0.00
Other (Limo)	0	\$0.00	\$0.00
Monthly Sales	8	\$1,614.29	

Year to Date Report	# of Bookings	Total	Average Cost Per Booking
Air	114	\$41,487.52	\$363.93
Hotel	187	\$21,454.60	\$114.73
Car	163	\$10,210.26	\$62.64
Rail	0	\$0.00	\$0.00
Other	0	\$0.00	\$0.00
Year to Date Sales	464	\$73,152.38	

COMPANY NAME

12/01/19 TO 12/31/19

1/01/19 TO 12/31/19

TRAVEL ANALYSIS	CURRENT MONTH	YEAR TO DATE
Ticket Amount	\$1,054.20	\$41,487.52
# of Tickets	3	114
Avg Ticket Amount	\$351.40	\$363.93
Amtrak Amount	\$0.00	\$0.00
# of Transactions	0	0
Avg Transaction Amount	\$0.00	\$0.00
Refund Amount	\$0.00	\$0.00
# of Refunds	0	0
Avg Refund Amount	\$0.00	\$0.00
Domestic Ticket Amount	\$1,054.20	\$37,469.27
# of Dom Tickets	3	107
Avg Dom Ticket	\$351.40	\$350.18
International Ticket Amount	\$0.00	\$2,179.28
# of Intl. Tickets	0	7
Avg Intl. Tickets	\$0.00	\$311.33

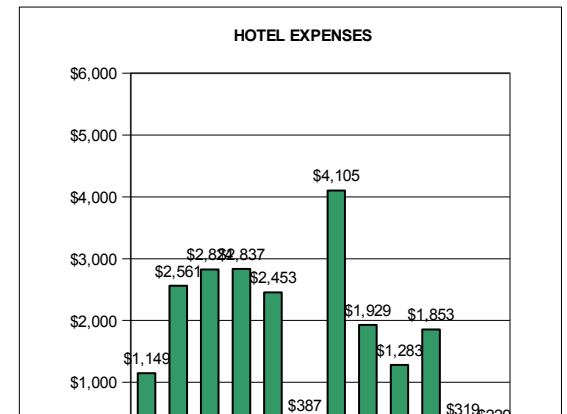
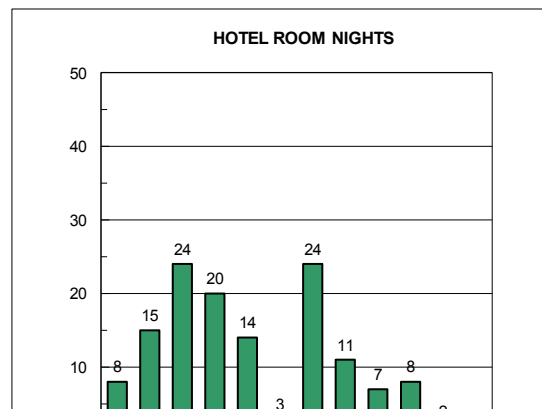
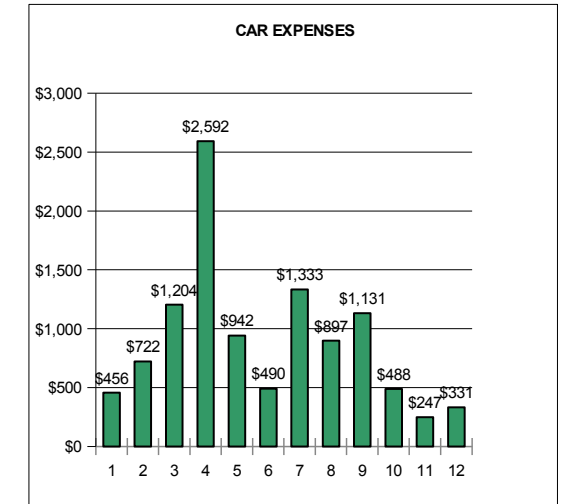
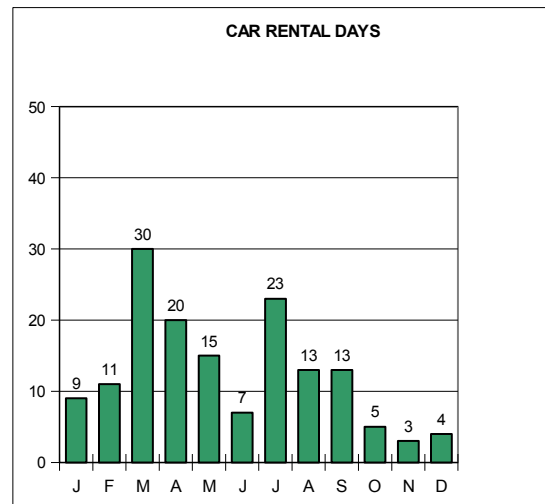
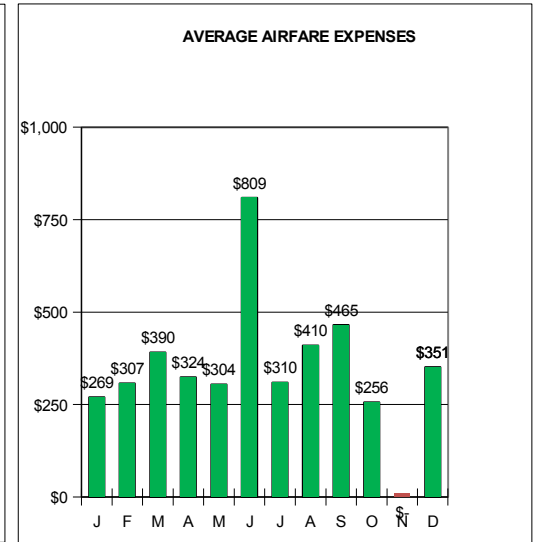
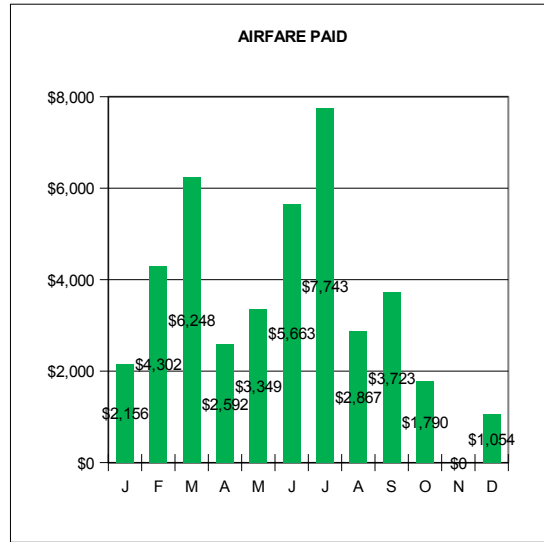
TOP 10 VALIDATING AIRLINES	# OF TICKETS	AMOUNT
American Airlines	3	\$1,054.20
Southwest	0	\$0.00
United Airlines	0	\$0.00
Continental	0	\$0.00
Delta Airlines	0	\$0.00
US AIR	0	\$0.00
ALASKA	0	\$0.00
AIRTRAN	0	\$0.00
	0	\$0.00
		\$0.00

CAR ANALYSIS	CURRENT MONTH	YEAR TO DATE
TOTAL CAR COST	\$331.09	\$10,210.26
CARS RENTED	4	163
CAR RENTAL DAYS	4	163
AVERAGE CAR RATE/DAY	\$82.77	\$62.64
RENTAL DAYS	1.00	1.00

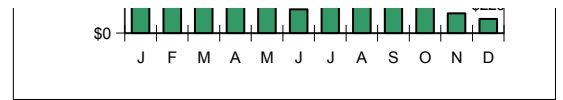
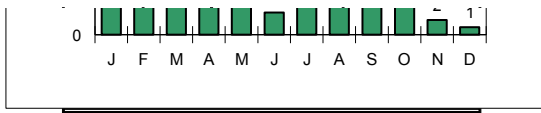
TOP CAR CHAINS	# OF DAYS	AMOUNT
Hertz	4	\$331.09
Enterprise	3	\$0.00
Thrifty	0	\$0.00
Dollar	0	\$0.00
Budget	0	\$0.00
Avis	0	\$0.00
	0	\$0.00

HOTEL ANALYSIS	CURRENT MONTH	YEAR TO DATE
TOTAL HOTEL COST	\$229.00	\$21,454.60
ROOMS BOOKED	1	187
ROOM NIGHTS	1	195
AVERAGE HOTEL RATE/NIGHT	\$229.00	\$110.02
LENGTH OF STAY	1.00	1.04

TOP 10 HOTELS	# OF DAYS	AMOUNT
RENAISSANCE	1	\$229.00
	0	\$0.00
	0	\$0.00
	0	\$0.00
	0	\$0.00



0	\$0.00
0	\$0.00
0	\$0.00
0	\$0.00



COMPANY NAME

ARCHER TRAVEL SERVICE

**SUMMARY OF ALL ACTIVITY
FOR PERIOD OF
12/01/19 TO 12/31/19 AND YTD**

Type	CURRENT MONTH				YEAR TO DATE TOTALS			
	Total Cost	# of Trx	Avg Cost	Total %	Total Cost	Count	Avg Cost	Total %
AIR	\$1,054.20	3	\$351.40	55.66%	\$41,487.52	114	\$363.93	54.73%
HOTEL	\$229.00	1	\$229.00	12.09%	\$21,454.60	187	\$114.73	28.30%
CAR	\$331.09	4	\$82.77	17.48%	\$10,210.26	163	\$62.64	13.47%
SERVICE FEES	\$279.80	7	\$39.97	14.77%	\$2,657.95	64	\$41.53	3.51%
RAIL TICKETS	\$-	0	\$-	0.00%	\$-	0	\$-	\$0.00
Total	\$1,894.09	15	\$126.27	100%	\$75,810.33	528	\$582.83	100%

Airline Carrier	CURRENT MONTH				YEAR TO DATE TOTALS			
	Total Ticket Amount	# of Tkts	Avg. Ticket Amount	Total %	Total Ticket Amount	# of Tkts	Avg. Ticket Amount	Total %
AMERICAN AIRLINES	\$1,054.20	3	\$351.40	100.00%	\$17,336.53	34	\$509.90	41.79%
SOUTHWEST	\$-	0	\$-	0.00%	\$3,762.20	17	\$221.31	9.07%
UNITED AIRLINES	\$-	0	\$-	0.00%	\$8,193.13	23	\$356.22	19.75%
CONTINENTAL	\$-	0	\$-	0.00%	\$3,731.74	12	\$310.98	8.99%
DELTA AIRLINES	\$-	0	\$-	0.00%	\$1,406.10	4	\$351.53	3.39%
US AIR	\$-	0	\$-	0.00%	\$2,345.63	8	\$293.20	5.65%
ALASKA	\$-	0	\$-	0.00%	\$1,382.18	4	\$345.55	3.33%
AIRTRAN	\$-	0	\$-	0.00%	\$1,099.80	2	\$549.90	2.65%
AIR CANADA	\$-	0	\$-	0.00%	\$1,211.51	2	\$605.76	2.92%
VIRGIN AMERICA	\$-	0	\$-	0.00%	\$914.00	7	\$130.57	2.20%
ALL OTHERS	\$-	0	\$-	0.00%	\$104.70	1	\$104.70	0.25%
Total	\$1,054.20	3	\$-	100%	\$41,487.52	114	\$363.93	100%

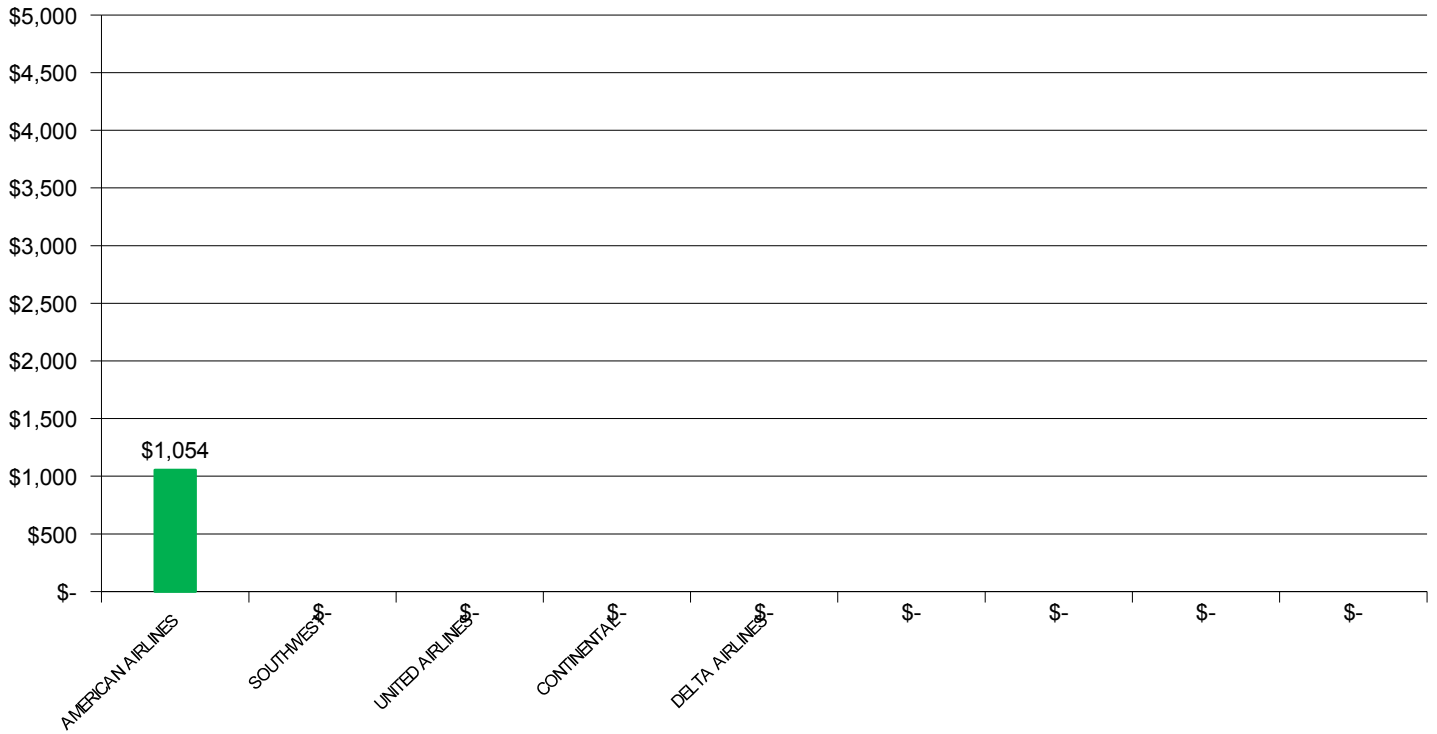
Hotel Chain	CURRENT MONTH					YEAR TO DATE TOTALS				
	Total Hotel Expense	Bookings Per Hotel	# Of Days	Avg Cost per Day	Total %	Total Hotel Expense	Bookings Per Hotel	# Of Days	Avg Cost per Day	Total %
RENAISSANCE	\$229.00	1	1	\$229.00	100.0%	\$841.00	7	7	\$120.14	3.9%
HYATT	\$-	0	0	\$-	0.0%	\$4,598.00	34	34	\$135.24	21.4%
PEABODY	\$-	0	0	\$-	0.0%	\$149.00	2	2	\$74.50	0.7%
ALL OTHERS	\$-	0	0	\$-	0.0%	\$15,866.60	144	152	\$104.39	74.0%
	\$-	0	0	\$-	0.0%					0.0%
	\$-	0	0	\$-	0.0%					0.0%
	\$-	0	0	\$-	0.0%					0.0%
	\$-	0	0	\$-	0.0%					0.0%
	\$-	0	0	\$-	0.0%					0.0%
	\$-	0	0	\$-	0.0%					0.0%
	\$-	0	0	\$-	0.0%					0.0%
	\$-	0	0	\$-	0.0%					0.0%
	\$-	0	0	\$-	0.0%					0.0%
	\$-	0	0	\$-	0.0%					0.0%
	\$-	0	0	\$-	0.0%					0.0%
	\$-	0	0	\$-	0.0%					0.0%
	\$-	0	0	\$-	0.0%					0.0%
	\$-	0	0	\$-	0.0%					0.0%
Total	\$229.00	1	1	\$229.00	100.0%	\$21,454.60	187	195	\$110.02	100%

Car Rental Company	CURRENT MONTH					YEAR TO DATE TOTALS				
	Total Car Expense	Bookings Per Co	# Of Days	Avg Cost per Day	Total %	Total Car Expense	Bookings Per Co	# Of Days	Avg Cost per Day	Total %
HERTZ	\$331.09	4	4	\$82.77	100.00%	\$5,001.32	54	54	\$92.62	48.98%
ENTERPRISE	\$-	0	0	\$-	0.00%	\$2,526.95	57	57	\$44.33	24.75%
THRIFTY	\$-	0	0	\$-	0.00%	\$755.91	16	16	\$47.24	7.40%
AVIS	\$-	0	0	\$-	0.00%	\$104.99	1	1	\$104.99	1.03%
DOLLAR	\$-	0	0	\$-	0.00%	\$1,785.94	34	34	\$52.53	17.49%
BUDGET	\$-	0	0	\$-	0.00%	\$35.15	1	1	\$35.15	0.34%
	\$-	0	0	\$-	0.00%	\$-			\$-	0.00%
	\$-	0	0	\$-	0.00%					0.00%
Total	\$331.09	4	4	\$82.77	100%	\$10,210.26	163	163	\$62.64	100%

COMPANY NAME
ARCHER TRAVEL SERVICE
TOP 10 VALIDATING
AIRLINES
12/01/19 to 12/31/19

AIRLINE NAME	TICKET PRICE	COUNT	AVERAGE TICKET PRICE	\$ AMOUNT % TO TOTAL	# OF TICKETS % TO TOTAL
AMERICAN AIRLINES	\$1,054.20	3	\$0.00	0.00%	0.00%
SOUTHWEST	\$0.00	0	\$0.00	0.00%	0.00%
UNITED AIRLINES	\$0.00	0	\$0.00	0.00%	0.00%
CONTINENTAL	\$0.00	0	\$0.00	0.00%	0.00%
DELTA AIRLINES	\$0.00	0	\$0.00	0.00%	0.00%
	\$0.00	0	\$0.00	0.00%	0.00%
	\$0.00	0	\$0.00	0.00%	0.00%
	\$0.00	0	\$0.00	0.00%	0.00%
	\$0.00	0	\$0.00	0.00%	0.00%
	\$0.00	0	\$0.00	0.00%	0.00%
	\$0.00	0	\$0.00	0.00%	0.00%
All Others	\$0.00	0	\$0.00	0.00%	0.00%
TOTALS:	\$1,054.20	3	\$0.00	0%	0%

Top 10 Validating Airlines

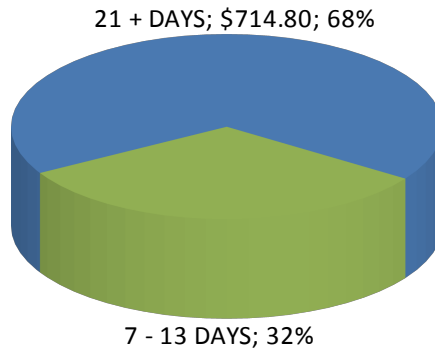


COMPANY NAME
ARCHER TRAVEL SERVICE
DAYS PURCHASED IN ADVANCE
12/01/19 to 12/31/19

Advance Purchase Group	Ticket Price	# of Tkts	% of Total Tkts	Avg Tkt Price	% To Total \$
21 + DAYS	\$714.80	2	0.0%	\$0.00	0.0%
14 - 20 DAYS	\$0.00	0	0.0%	\$0.00	0.0%
7 - 13 DAYS	\$339.40	1	0.0%	\$0.00	0.0%
3 - 6 DAYS	\$0.00	0	0.0%	\$0.00	0.0%
0 - 2 DAYS	\$0.00	0	0.0%	\$0.00	0.0%
Totals	\$1,054.20	3	0.0%	\$0.00	0%

NOTE: THIS REPORT DOES NOT INCLUDE EXCHANGES OR REFUNDS.

Days Purchased In Advance



COMPANY NAME
ARCHER TRAVEL SERVICE
CAR SUMMARY REPORT
12/01/19 to 12/31/19

CAR CHAIN NAME	# OF DAYS	AVERAGE DAILY RATE	TOTAL CAR EXPENSES
HERTZ	4	\$82.77	\$331.09
Totals:	4	\$82.77	\$331.09

Car Rental Summary

